


EB-2850G

Embedded Chassis for NOVA Series SBC





I/O panel of EB-2850G-8522



Features

- ◆ RoHS compliant design
- ◆ One 2.5" hard drive bay
- ◆ Two USB ports on the front panel

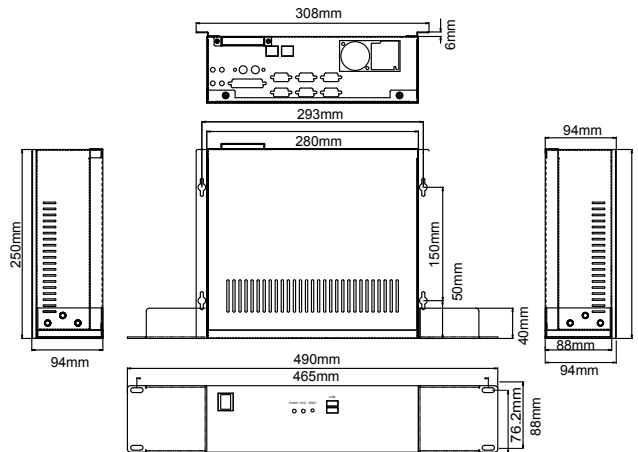
SBC model	NOVA-8522G2	NOVA-8450G2
Picture		
CPU Type	Intel® Celeron® M 600MHz or 1GHz Intel® Pentium® M / Celeron® M	Intel® Pentium® 4 or Celeron® D

Specifications

Construction	Heavy duty metal
SBC Form Factor	NOVA embedded SBC
Drive Bays	1 x 2.5" HDD
Indicators	Power, HDD, reset button
Buttons	Power switch
Operating Temperature	0°C~50°C
Operation Humidity	10% ~ 90%
Color	B: Black
Weight (Net/Gross)	3.6 kg / 6.2 kg
Dimensions (DxWxH)	250 mm x 280 mm x 94 mm

*EB-2850GB-8450 and EB-2850GB-C400 do not have opening for CompactFlash slot.

Dimensions



Ordering Information

Part No.	Description
EB-2850GB-8522/ACE-4518AP	Embedded chassis for NOVA-8522, with ACE-4518AP-RS, black, RoHS
EB-2850GB-8450/ACE-4518AP	Embedded chassis for NOVA-8450, with ACE-4518AP-RS, black, RoHS

Power Supply Options

Type	Model No.	Watt
ATX	ACE-4518AP-RS	180 W
	ACE-4525AP-RS	250 W

EB-2850G can support single 1U height PSU.
For more models of IEI PSU, please visit www.ieiworld.com.